

CTE ZED 20.3 A+H

↑
20.2 m
↓
Maximum working height



Mounted on a compact 3.5-ton Iveco Daily Chassis, the CTE ZED 20.3 A+H is ideal for sites with limited access or set up space. Perfect for self-drive clients, this MEWP has controls designed with the operator in mind. Lightweight and quick to deploy, the CTE ZED 20.3 A+H provides up to 20.2 metres of working height and an outreach of up to 8.3 metres. Much faster to set up than scaffolding, the operator simply drives to site, sets up and gets the job done.

Material Handling Capabilities

- ✓ Cage capacity of 230 kg

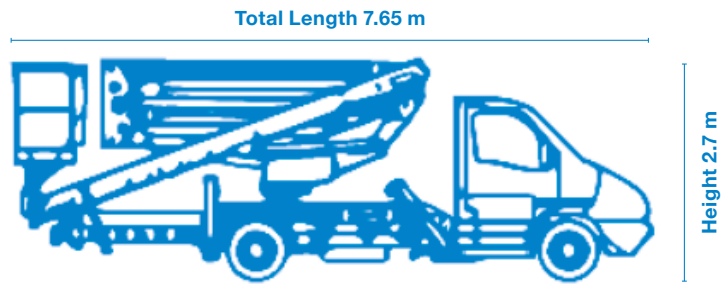
Key Benefits & Features

- ✓ Outreach of up to 8.3 m
- ✓ Compact straight forward controls
- ✓ < 2 x 65° MEWP basket rotation

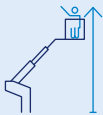
Available for Hire with

- ✓ Available for self-drive hire or with an operator

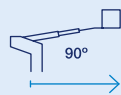
CTE ZED 20.3 A+H



20.2 m
Working Height



8.3 m
Lateral Outreach



**1.4 x 0.7
x 1.1m (m)**
Standard Cage
Dimensions



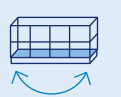
**1.4 x 0.7
x 1.1 (m)**
Maximum Cage
Dimensions



230 kg
Cage Capacity



< 2 x 65°
Cage Rotation



2.7 m
Transport Height



7.65 m
Transport Length



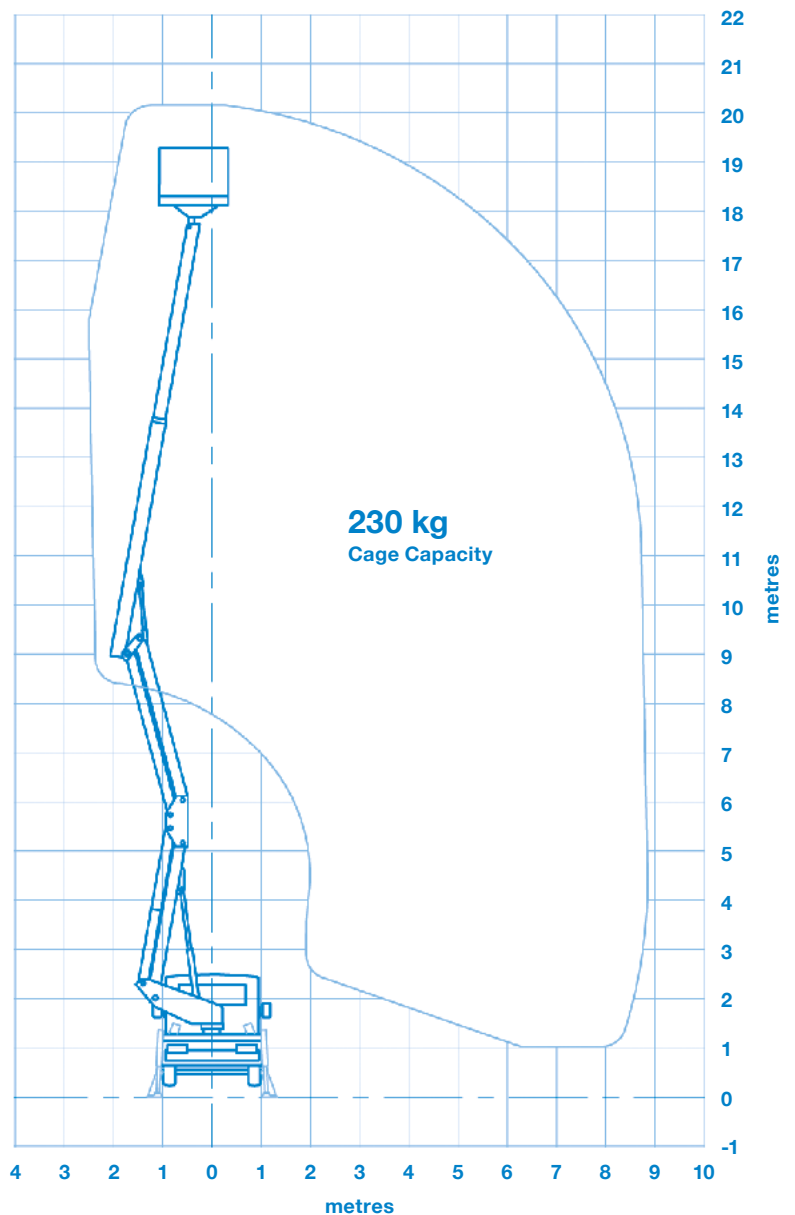
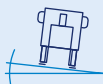
3.5 t
Gross
Weight



28 kN
Maximum
Outrigger Loading



3°
Permissible
Inclination



All measurements and weights are approximate and refer to the standard basic execution. Technical alterations reserved.

We can also provide the following services:

Contract lifting | Traffic management | Ground protection | Rigging services | Rope access | FM services