

Ruthmann T460

↑
46 m
↓
Maximum
working
height



Built with the outstanding quality that we expect from Ruthmann the T460 has a working height of up to 46 m and an impressive outreach of up to 31 m. The 600 kg cage capacity can be utilised for lifting bulky materials using our electric duke winch.

Material Handling Capabilities

- ✓ Cage capacity of 600 kg
- ✓ 300 kg electric winch available
- ✓ Lifting brackets available
- ✓ Extendable work cage

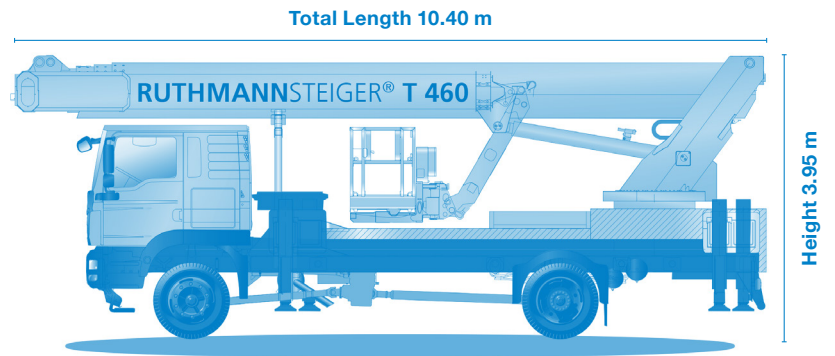
Key Benefits & Features

- ✓ Outreach of up to 31 m
- ✓ Negative reach of up to 8 m
- ✓ 110V power in the to work cage

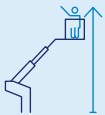
Available for Hire with

- ✓ Electric 300 Kg Duke Winch
- ✓ Lifting brackets
- ✓ Camera attachment or lighting rig
- ✓ Air & water in the work cage

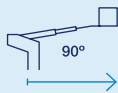
Ruthmann T460



46 m
Working Height



31 m
Lateral Outreach



**L2.42 x
W0.97 (m)**
Standard Cage
Dimensions



**L3.83 x
W0.97 (m)**
Maximum Cage
Dimensions



600 kg
Cage Capacity



2 x 90°
Cage Rotation



3.95 m
Transport Height



10.40 m
Transport Length



18 t
Gross
Weight



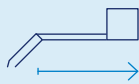
150 kN
Maximum
Outrigger Loading



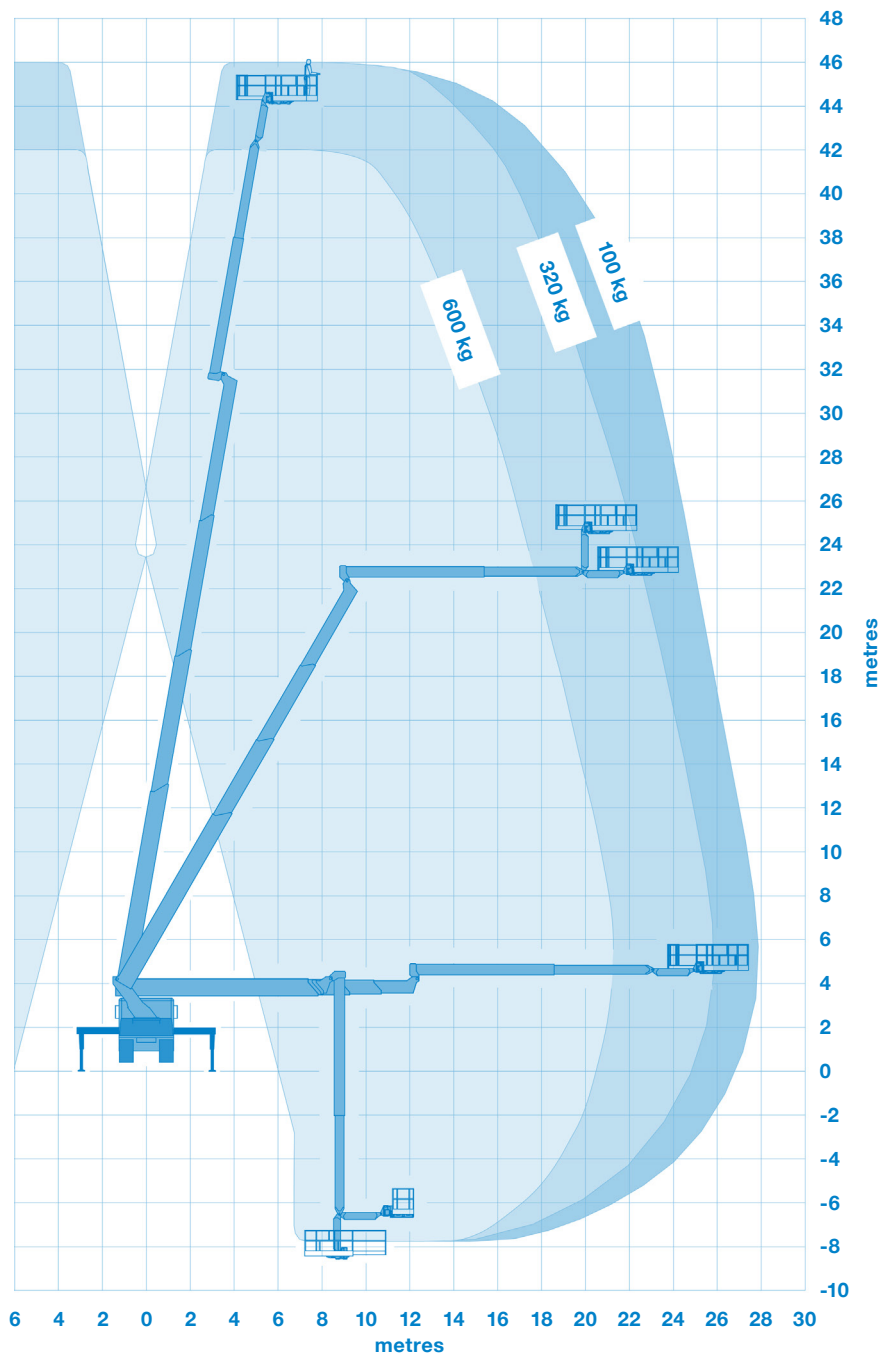
2°
Permissible
Inclination



12 m
Maximum
Jib Length



All measurements and weights are approximate and refer to the standard basic execution. Technical alterations reserved.



We can also provide the following services:

Traffic Management ▶ Trackway ▶ Rope Access ▶ Lifting solutions